

H2O EUROSOVEREIGN 3-5 YEARS

Active Management of European Government Bonds



Management Report | April 2026

COMMUNICATION PUBLICITAIRE/MARKETING MATERIAL: Please refer to the KID/prospectus of the fund before making any final investment decisions


PRODUCT STRATEGY

H2O EUROSOVEREIGN 3-5 YEARS provides access to H2O's European sovereign bonds expertise, with a low risk profile (PRIIPS SRI 2). H2O EuroSovereign 3-5 years provides access to EUR government bonds and capitalizes on alpha sources including country & yield curve arbitrages, as well as participating in bond syndications over its recommended investment horizon (3 years).

PRODUCT DESCRIPTION

Investment universe	European Sovereign Bonds
Investment horizon	3 years
Ex-Ante Relative VaR (99%, 20D)	2 x Reference Index
Reference index	BBG EuroAgg Treasury 3-5Y
Legal framework	Sub-fund SICAV H2O Invest
Inception date	03/10/2019
SFDR classification	Article 6
Management Company	H2O AM EUROPE

PRIIPS SRI*

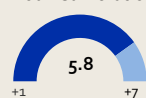


FINANCIAL CHARACTERISTICS

Share class	H2O EUROSOVEREIGN 3-5 YEARS EUR-I
Investment currency	EUR
ISIN Code	FR0013434941
Bloomberg Code	H2OE35Y FP
Objective	BBG EuroAgg Treasury 3-5Y +0.00%
Fixed fee	0.45%
Performance fee	-
Average Rating	AA+
Fund AUM EUR	32,320,940
NAV per share EUR	111.34
<i>as of 30 April 2026</i>	

CURRENT ALLOCATION

Modified Duration



BALANCE SHEET ALLOCATION

	Long / Short	Net	Gross
Cash & money market		58.3%	
Mutual funds			
Cash bonds (excluding repos)		41.7%	
Total balance sheet		100%	
Bond futures		355.5%	541%
Repos			

MONTHLY SYNTHESIS

Fund Performance	Objective	Excess Return
▲ 0.50%	▲ 0.36%	▲ 0.14%

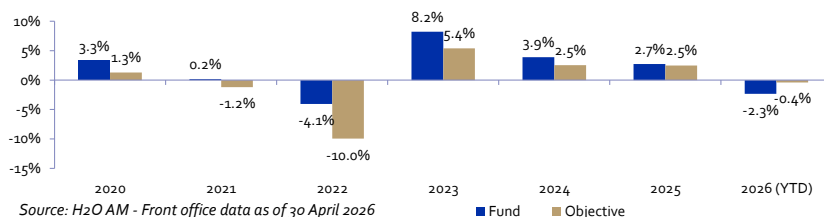
The H2O EuroSovereign fund 3-5 outperformed its benchmark by 14 basis points in April. During the month, the fund maintained an overweight in duration relative to the benchmark which positively contributed to performance. From a geographical standpoint, the portfolio was overweight German and Italian sovereign bonds, while holding a short position in French government bonds, which had a positive impact. The contribution of the German yield curve steepening strategy was negative.

MAIN PERFORMANCE DRIVERS

Month to date (bps)	Positive contributors	Year to date (bps)
14	Duration Exposure	Bond Arbitrages
10	Countries Exposure	-
	Bond Arbitrages	-

Month to date (bps)	Negative contributors	Year to date (bps)
-7	Curve strategies	Curve strategies -93
	Bond Arbitrages	Duration Exposure -82
-	-	Countries Exposure -4

CALENDAR PERFORMANCES



PERFORMANCE & RISK

	Year to date	1 year annualised	3 years annualised	Inception annualised
Fund Performance	-2.33%	-2.15%	2.83%	1.65%
Objective	-0.40%	0.22%	2.76%	-0.24%
Excess Return	-1.94%	-2.37%	0.07%	1.89%
Fund Volatility	6.13%	3.89%	3.6%	3.44%
Fund Sharpe Ratio	-0.38	-0.55	0.78	0.48
Fund Sortino Ratio	-0.56	-0.69	1.07	0.64

	Max Drawdown (%)	Max Drawdown (Period)	Recovery Period	% Winning Months	% Losing Months
Since Inception	-5.1%	05/08/21-14/06/22	247 days	58%	42%

PERFORMANCE ATTRIBUTION

	Month to date	Year to date
Duration Exposure	0.14%	-0.82%
Countries Exposure	0.10%	-0.04%
Curve strategies	-0.07%	-0.93%
Bond Arbitrages		
Trading	0.00%	0.00%
Fixed Fees	-0.04%	-0.15%
Net outperformance versus index	0.14%	-1.94%
BBG EuroAgg Treasury 3-5Y	0.36%	-0.40%
Total net Absolute performance	0.50%	-2.33%

Charts and statistics are representative of the EUR I Share Class. Returns are net of fees from the inception to 30 April 2026. Past performance is not a reliable indicator of future performance. Source: H2O AM - Front office data.

*PRIIPS SRI is a risk scale from the KID (Key Information Document). This indicator may change over time. The main risks are listed on the last page and are available in the KID on our website :

<https://www.h2o-am.com/>

H2O EUROSOVEREIGN 3-5 YEARS

Active Management of European Government Bonds

Management Report | April 2026



EUROPEAN SOVEREIGN BONDS AGAINST INDEX

Exposure to European sovereign bonds, expressed in modified duration basis point (mdbps). The bonds are split into different time horizons to exhibit yield curve strategies. For a modified duration of +100bps in the tab below and a -1% decrease of interest rates, the portfolio's performance is +1%.

	1-3 years	3-7 years	7-15 years	15+ years	Total (mdbps)	Total Bonds (% of assets)	Total Futures (% of assets)	Total (% of assets)
Austria		-18			-18	-4.6%		-4.6%
Belgium		-12			-12	-3.4%		-3.4%
Cyprus						-0.1%		-0.1%
Germany	707	-253	-48	-213	193	-18.2%	338.6%	320.4%
Spain		-55			-55	-14.4%		-14.4%
Finland		-7			-7	-1.9%		-1.9%
France		-118	-227	203	-142	-9.2%	-35.4%	-44.6%
Ireland		-10			-10	-2.6%		-2.6%
Italy	65	-55	187	2	198	-10.6%	52.3%	41.6%
Lithuania						-0.1%		-0.1%
Luxembourg						-0.3%		-0.3%
Latvia						-0.3%		-0.3%
Malta						-0.1%		-0.1%
Netherlands		-12			-12	-3.4%		-3.4%
Portugal		-9			-9	-2.5%		-2.5%
Slovenia						-0.4%		-0.4%
Slovakia						-0.7%		-0.7%
SNAT	1	48	44		92	15.4%		15.4%
Others		-11			-11	-0.9%		-0.9%
Total relative against index	772	-512	-45	-8	207	-58.3%	355.5%	297.2%

BLOOMBERG EUROAGGREGATE TREASURY

	1-3 years	3-7 years	7-15 years	15+ years	Total (mdbps)
Modified Duration Basis Point		374			374
% of assets		100%			100%

H2O EUROSOVEREIGN 3-5 YEARS

Active Management of European Government Bonds

Management Report | April 2026



REFERENCE SHARE CLASS DETAILED TRACK RECORD : H2O EUROSOVEREIGN 3-5 YEARS EUR-I (FR0013434941)

	Jan	Feb	Mar	Apr	May	Jun	Jul	Aug	Sep	Oct	Nov	Dec	Year
2019										-0.20%	-0.34%	0.03%	-0.51%
2020	0.60%	-0.40%	-0.96%	0.38%	0.99%	0.65%	0.23%	-0.05%	0.59%	0.37%	0.70%	0.14%	3.28%
2021	0.02%	-0.20%	0.26%	-0.09%	0.19%	0.12%	0.01%	-0.04%	0.04%	-0.36%	0.41%	-0.21%	0.15%
2022	-0.20%	-0.55%	-0.70%	-0.92%	-0.45%	0.57%	0.89%	-1.45%	-0.60%	0.31%	0.99%	-2.00%	-4.06%
2023	1.12%	-0.48%	2.82%	0.21%	0.47%	-0.64%	1.14%	0.47%	-1.09%	1.26%	1.16%	1.54%	8.21%
2024	0.50%	-1.45%	0.37%	-0.85%	-0.01%	1.31%	1.62%	0.28%	1.49%	-0.68%	2.01%	-0.71%	3.88%
2025	0.24%	0.74%	-0.80%	2.38%	0.06%	-0.03%	-0.12%	0.43%	-0.02%	0.30%	-0.15%	-0.29%	2.74%
2026	0.42%	0.55%	-3.75%	0.50%									-2.33%

SHARE CLASSES PERFORMANCES

Share Class	ISIN	NAV per share	MTD Perf	YTD Perf	ITD Perf Ann.	ITD Vol Ann.	2025	2024	2023	2022	2021
EUR-I	FR0013434941	111.34	0.50%	-2.33%	1.65%	3.44%	2.74%	3.88%	8.21%	-4.06%	0.15%
EUR-N	FR0013434974	110.69	0.50%	-2.36%	1.56%	3.44%	2.63%	3.77%	8.10%	-4.10%	0.05%

COMMUNIC

SHARE CLASSES INFORMATION

Share Class	ISIN	Bloomberg Code	Inception Date	Management Fees*	Performance Fees*	Hurdle
EUR-I	FR0013434941	H2OE35Y FP Equity	03/10/2019	0.45%		-
EUR-N	FR0013434974		03/10/2019	0.55%		-

COMMUNICATION PUBLICITAIRE/MARKETING MATERIAL: Please refer to the KID/prospectus of the fund before making any final investment decisions

Past performance is not a reliable indicator of future performance. Track record of all share classes are available upon request. Investors should consider the investment objectives, risks, charges and expenses of the funds before investing. *Charges are fully explained within the KID, available on our website <https://www.h2o-am.com/>. Investments are to be made solely on the terms of the relevant prospectus, and no reliance should be placed on this document. Please refer to the legal documents for full terms and conditions. The information provided in this document does not guarantee the accuracy, adequacy or completeness of such information. The Prospectus, KIDs, as well as the annual and semi annual reports are available free of charge on H2O website :

GLOSSARY

Ex-Ante Value-at-Risk (99%, 20D)

Maximum potential loss that a portfolio may incur over a given time horizon, with a given probability under markets following a normal distribution. Ex: if the VaR(99%; 20d) = 10% over the next 20 days, there is a 99% chance that the portfolio will not lose more than 10% of its value.

Volatility

Term used to describe the extent to which the price of a fund varies within a specific timeframe. It serves as a measure of risk and is determined by calculating the standard deviation, which is the square root of the variance. The variance is obtained by averaging the differences between each value and the mean, which are then squared. Higher volatility indicates higher risk.

PRIIPs SRI

Guide to the level of risk of this product compared to other products. It shows how likely it is that the product will lose money because of movements in the markets or because we are not able to pay you. The risk indicator assumes you keep the product for its recommended investment horizon. The actual risk can vary significantly if you exit before maturity and you may get back less.

Modified Duration

Risk attached to a given change in the interest rate. For example, for a modified duration of +1 and a 1% increase of the interest rate, the portfolio's value would drop by 1%. Inversely, for a modified duration of -1% and a 1% rate increase, the portfolio's value would increase by 1%.

Proceed-Weighted Yield

1 year performance in unchanged market conditions.

Sharpe Ratio

Excess return divided by the standard deviation of this return. It thus shows the marginal return per unit of risk.

Maximum Drawdown

Maximum loss since inception

Sortino Ratio

Excess return divided by the negative standard deviation of this return.

MAIN RISKS OF THE FUND

The Fund is exposed to specific risks, including: the risk of capital loss, discretionary management, credit, interest rate, counterparty, volatility, exchange rates as well as arbitrage, overexposure and investment in emerging markets.

The capital invested is not guaranteed. For a more complete description of risks, please refer to the prospectus or to any other legal documentation of the Fund which is available on our website: www.h2o-am.com

CONTACT

If you need more information or have any question, please write to our client services team: clientservices@h2o-am.com

LEGAL NOTICE

A summary of your key rights as an investor in a fund managed by H2O AM is available on H2O website. This summary is not intended to be and cannot be an exhaustive list of all rights, which investors may have according to law.

We are committed to respecting the confidentiality of the personal data - H2O AM Data protection and Privacy policy is available on our website: www.h2o-am.com

This document has been drafted by H2O Asset Management EUROPE for H2O Lux Invest under Luxembourg law, the UCITS under French law, and for the ICAV under Irish law. This document is provided by one of the following H2O entities depending on each particular case:

For Europe: **H2O Asset Management Europe** is an asset management company authorised and regulated by the Autorité des Marchés Financiers under the n° GP-19000011. The AMF register can be consulted at <https://www.amf-france.org>. Company name and registered office: H2O AM Europe, 39 avenue Pierre 1er de Serbie, 75008 Paris, France. Company Number: RCS Paris n° 843 082 538.

For Monaco: **H2O Monaco SAM** is an asset management authorised and regulated by the Commission de Contrôle des Activités Financières (CCAF SAF 2017-04). Company name and registered office: H2O Monaco SAM, 24 bd Princesse Charlotte 98000 Monaco. Company Number: (RCI) 17507498.

For UK: **H2O Asset Management L.L.P.** is registered with the English Companies Registry under number OC356207. Company name and registered office: H2O Asset Management L.L.P. 33 Cavendish Square, London W1G 0PW, United Kingdom.

For Switzerland: **H2O AM Switzerland SA** is not a regulated entity. Company Name & Business Office: H2O AM Switzerland SA, 11 rue Cornavin, 1201 Genève, Suisse, Company Number RC Genève n° CHE-167.132.256

For Singapore: **H2O AM ASIA PTE.LTD** is not a regulated entity. Company Name & Business Office: H2O AM Asia Pte. Ltd., 12 Marina Boulevard, #17-01, Marina Bay Financial Centre Tower 3, Singapore 018982. UEN: 201827907K

The Management Company of the Irish Collective Asset-management Vehicle (ICAV), Gateway Fund Services Limited (56 Fitzwilliam Square, Dublin D02 X224, Ireland), is authorized and regulated by the Central Bank of Ireland under the reference number C183076. The Central Bank of Ireland register can be accessed at <https://registers.centralbank.ie/>.

This document is provided solely for the information of investment services providers, distributors or other Professional Clients, or Qualified or non-Qualified Investors in Switzerland (i.e. already invested in this H2O Fund) and, where required by local law, only upon written request from them. It is the responsibility of each investment service provider and distributor to ensure that the offer or sale of investment fund securities or third-party investment services, as well as the delivery of this document, to its clients complies with the applicable national legislation.

The management and distribution entities of the H2O AM group carry out regulated activities only in and from the countries where they are authorized. The services they offer and the products they manage are not intended for all investors in all countries and notably for US person according to the definition of "Regulation S" and/or FATCA. H2O AM may decide to terminate the arrangements made for the marketing of its collective investment undertakings in your country.

The Prospectus, KIDs, as well as the annual and semi-annual reports are available free of charge on H2O website: <https://www.h2o-am.com/>.

With regard to the collective investment distributed in and from Switzerland, the place of execution and the jurisdiction are at the registered office of the Representative in Switzerland. The prospectus or the memorandum, the key investor information documents (KID), the management regulations or the status as well as the annual and semi-annual reports are available free of charge from the Representative and Payment Service for Switzerland, CACEIS Investor Services Bank S.A., Esch-sur-Alzette, succursale de Zurich (Zurich branch), Bleicherweg 7, CH-8027 Zurich, Switzerland.

Although H2O AM considers the information provided in this document to be reliable, including that of third parties, it does not guarantee the accuracy, adequacy or completeness of this information. The delivery of this document and/or a reference to specific securities, sectors or markets in this document does not constitute investment advice, a recommendation or a solicitation to buy or sell securities, or an offer of services. Investors should carefully consider the investment objectives, risks and fees relating to any investment before investing. The analyses and opinions mentioned in this document represent the point of view of the referenced author(s). They are issued on the date indicated, are subject to change and cannot be interpreted as having any contractual value.

The analyses, viewpoints and some of the investment themes and processes mentioned herein represent the views of the portfolio manager(s) as of the date indicated. They may be subject to change, as the securities and characteristics of the portfolio shown herein. There is no guarantee that future developments will correspond to those provided for in this document.