

H2O LUX INVEST

Investment Company with Variable Capital (SICAV)

**Annual Report and audited financial statements
as at 31/05/23**

R.C.S. Luxembourg B 186.321

H2O LUX INVEST

Table of contents

Organisation and administration	3
Report of the Board of Directors	5
Audit report	7
Combined statement of net assets as at 31/05/23	14
Combined statement of operations and changes in net assets for the year ended 31/05/23	15
Sub-funds:	16
H2O LUX INVEST - H2O Global Emerging Total Return	16
H2O LUX INVEST - Global L/S Opportunities (in liquidation)	21
H2O LUX INVEST - H2O MultiEquilibrium	26
Notes to the financial statements - Schedule of derivative instruments	31
Other notes to the financial statements	36
Additional unaudited information	43

Subscriptions are only valid if made on the basis of the current prospectus, the Key Investor Information Documents (KIIDs), accompanied by the latest annual report and the latest semi-annual report if published after the annual report.

H2O LUX INVEST

Organisation and administration

<u>REGISTERED OFFICE</u>	5, Allée Scheffer L-2520 Luxembourg Grand Duchy of Luxembourg
<u>MANAGEMENT COMPANY</u>	Luxcellence Management Company S.A. 2, rue Jean L'Aveugle L-1148 Luxembourg Grand Duchy of Luxembourg
<u>DEPOSITARY, PAYING AGENT, DOMICILIARY AGENT, ADMINISTRATIVE AND REGISTRAR AND TRANSFER AGENT</u>	CACEIS Bank, Luxembourg Branch 5, Allée Scheffer L-2520 Luxembourg Grand Duchy of Luxembourg
<u>AUDITOR</u>	PricewaterhouseCoopers, Société cooperative 2, rue Gerhard Mercator L-2182 Luxembourg Grand Duchy of Luxembourg
<u>INVESTMENT MANAGER</u>	H2O Asset Management LLP 10 Old Burlington Street London, W1S 3AG United Kingdom
<u>SUB-INVESTMENT MANAGER</u>	H2O (Monaco) SAM 24, boulevard Princesse Charlotte Monte-Carlo, 98000 Principality of Monaco
<u>LEGAL ADVISER IN LUXEMBOURG</u>	Elvinger Hoss Prussen, société anonyme 2, Place Winston Churchill L-1340 Luxembourg Grand Duchy of Luxembourg
<u>GLOBAL DISTRIBUTOR</u>	H2O Asset Management LLP 10 Old Burlington Street London, W1S 3AG United Kingdom
<u>LIQUIDATOR</u> <u>For H2O LUX INVEST – Global L/S Opportunities</u> <u>(in liquidation)</u>	KPMG Luxembourg, S.à. r.l. 39, Avenue John F. Kennedy L-1855 Luxembourg Grand Duchy of Luxembourg

H2O LUX INVEST

Board of Directors

CHAIRMAN

Mr Loïc Guilloux, ExCo member, in charge of Strategy & Development at H2O Asset Management LLP & CEO of H2O Asset Management Europe
39 Avenue Pierre 1er de Serbie, 75008 Paris, France

DIRECTORS

Mr François Carlotti, Partner, Quadra Capital Partners LLP
9 -10 Savile Row, London W1S 3PF, United Kingdom

Mr Pascal Delaunay, Independent Director,
28 Ter, Avenue de Brimont, 78400 Chatou, France

Mr Frank Willaime, Independent Director Member of ILA,
11 Boulevard Price Henri L-1724 Luxembourg, Grand Duchy of Luxembourg

Report of the Board of Directors

2022

The year 2022 was characterised by high nominal growth and sustained demand. The Services economy took the lead as a driving force for growth, especially in the United States. Governments maintained their “Whatever it takes” stance to protect their citizens against inflation. Private consumption did not fall behind as workers preserved their pricing power in a tight labour market environment. In the United States, and even in Europe, households have continued to spend their savings cumulated during the pandemic.

Q1 was marked by the realisation that inflation was here to stay, prompting a debate on a potential return of the much-dreaded stagflation. Such anxiety grew stronger with the war in Ukraine adding another layer to supply-side inflation, especially on the energy front, but also as cyclical inflation anchored itself throughout most economies. Q2 debates were centred on the speed and persistence of said inflation combined with the dual concern of an eroding purchasing power and of potential monetary policy calibration mistakes (with the risk of hard landing).

Q3 provided further illustration of such ‘flip-flopping’ between optimism and pessimism when it came to interpreting macro data, as good news was often seen as bad news and vice versa. The July US non-farm payroll was a big surprise on the upside, printing at 528K, more than twice the consensus estimate (250K), highlighting once more the extreme dynamism of the US job market. Conversely, such demand-side pressure led FOMC participants to note in their July minutes that slowdown in demand would “play an important role in reducing inflation”, while also highlighting that the strength of the labour market suggests that economic activity is likely stronger than implied in previous job reports. Q4 marked the end of 2022’s fierce rate hike path for most central banks, and most importantly for the FED. The US dollar began its descent while equity markets hit their yearly bottom before rebounding strongly.

2023

Q1 2023 started with a significant number of tailwinds that supported global demand: i) the fast reopening of China, ii) the global economy at full employment, iii) the recovery of European economies, iv) the decline in energy prices, and last but not least, v) the remaining excess saving of 8% of global GDP. Investors and central banks were met with better-than-expected economic releases. Yields across the world rose to new highs on fears that core inflation was going to remain sticky, while stock markets resumed their synchronised uptrend initiated since September of 2022.

The March debacle surrounding SVB’s bank run created an important fly-to-quality witnessed on Friday 10th; a drastic chain of events which also led to the downfall of Credit Suisse on Sunday 19th. The historic deal, which saw the Swiss bank being taken over by rival UBS, was facilitated by the regulators’ decision (FINMA) to allow for the write-down of \$17 Bn of CS AT1 holder claims. The financial sector undeniably bore the brunt of this confidence shock as investors offloaded highly detained positions such as banks and took refuge in defensive stocks, mega tech, and short-term bonds, leading 2-year US yields to fall close to 4.15%, thus offsetting the large rally observed during February as a result of January’s strong economic releases.

April 2023 brought relief to investors as the volatility shock retracted while bonds and equities kept progressing sideways. Renewed tensions emerged at the end of the month as mid-sized bank First Republic disclosed massive deposit outflows over March; the institution’s book was seized by the regulator and promptly sold to banking giant JPMorgan Chase. During his first monetary policy meeting as governor of the Bank of Japan, Kazuo Ueda signalled investors that the bank was not in a hurry to depart from his predecessor’s ultra-loose monetary policy, citing that the risk of “premature monetary tightening” could derail the bank’s attempt to reach its price stability target through price-wage loops.

In May 2023, the ECB only increased key rates +25 bps (vs. +50 bps on March 16th) although Lagarde warned that the Central Bank was not pausing and would stay on the cautious side, stressing the need to be ‘data-dependent’ and determine the impact that restrictive rates are already having over the economy. Meanwhile, the EUR weakened as Q1 GDP figures depicted mixed results within the eurozone, with Germany leading the bearish market sentiment after revealing negative growth in two consecutive quarters. Conversely, US yields rose strongly on the back of a tight labour market, persistent inflation, and renewed expectations that the FED’s hike path could not be over. Meanwhile, US giants, and more specifically 7 stocks (Apple, Microsoft, Alphabet, Amazon, Tesla, Netflix & Nvidia), single-handedly swung large cap indices into higher levels on the back of improved fundamentals.

H2O LUX INVEST

Report of the Board of Directors

H2O LUX INVEST - Global Emerging Total Return (31/05/2022 - 31/05/2023)

Over the reviewed period, the Sub-fund delivered a net performance of:

- Class S shares (LU1064603886): 6.92%
- Class A shares (LU1064604850): 6.62%*

*The class A share class (LU1064604850) was fully redeemed on May 5th, 2023 and is now dormant. Its performance is therefore presented over a period ranging from 31/05/2022 to 05/05/2023.

The Sub-fund exhibited positive returns over the period primarily thanks to the FX allocation as major gains resulted from the fund's significant exposure to commodity and emerging FX that benefited from high carry (BRL, INR, KRW, CLP ...). Within the Euro bloc, gains also emerged from the short EURHUF and EURPLN, despite losses stemming from the long EURCZK. The directional short USD stance reported negative returns.

Comparatively, the Fixed Income allocation registered moderate gains. Within EM sovereign debt strategies, local Mexican issues proved very profitable in their contribution to overall performance. The fund's curve strategies (US yield curve flattener position) contributed positively while the G4 duration management was negative. The performance of EM hard debt was flat.

H2O LUX INVEST - Global L/S Opportunities (in liquidation) (31/05/2022 - 31/05/2023)

ISIN	Name	ccy	NAV (20/08/2021)	NAV (31/05/2022)	NAV (31/05/2023)
LU1144496871	H2O LUX INVEST – Global L/S Opportunities ⁽¹⁾ EUR-P C	EUR	68.81	250.64	252.72
LU1144497093	H2O LUX INVEST – Global L/S Opportunities ⁽¹⁾ EUR-S C	EUR	68.8	250.61	252.69
LU1144497416	H2O LUX INVEST – Global L/S Opportunities ⁽¹⁾ EUR-A C	EUR	67.21	253.75	256.81
LU1144497259	H2O LUX INVEST – Global L/S Opportunities ⁽¹⁾ EUR-I C	EUR	61.14	226.61	229.15

⁽¹⁾ In liquidation

Until 20/08/2021, the valuation of equity positions was cancelled by a provision. This provision has been removed after the liquid strategies were sold. This led to the large performance variation observed between 20/08/21 and 31/05/2022.

The fund remains in liquidation and liquid strategies have been sold. Its sole management objective is the complete liquidation of its assets. It will remain suspended until its full extinction.

H2O LUX INVEST – H2O MultiEquilibrium (31/05/2022 - 31/05/2023)

Over the reviewed period, the Sub-fund delivered a net performance of:

- Class I shares (LU1971360067): 7.29%
- Class R shares (LU1971360141): 6.61%

The performance of **H2O MultiEquilibrium** over the period was generated on its four reference asset classes as follows:

1. The allocation to global sovereign bonds exhibited strong positive returns. The highest contribution resulted from the non-G4 sovereign bond segment as Italian and Mexican 10Y yields converged towards the core rates. The net short G4 duration also proved strongly positive. Comparatively, yield curve and geographic arbitrages between G4 issues added moderated returns.


2. The contribution from currency strategies was negative over the period essentially due to the directional short USD stance. Nonetheless, gains resulted from the fund's significant exposure to commodity and emerging FX that benefited from high carry. Arbitrages such as the long Japanese yen versus the EUR bloc and the short Swiss franc versus the euro underperformed despite the positive contribution of the long Australian dollar against the Canadian dollar within the commodity bloc.

3. Strategies implemented on credit markets provided positive returns on the back of the EM external debt allocation.

4. The equity segment proved profitable. The highest contribution came from the sector allocation, favouring EU Banks and Auto Makers against Tech and Consumer Staples. Although to a lesser extent, directional positions, and geographic arbitrages (long EU and EM stocks against US, UK and Swiss markets), registered favourable outcomes as well.

Note: The information stated in this report is historical and not necessarily indicative of future performance.

Luxembourg, September 29, 2023



Audit report

To the Shareholders of

H2O LUX INVEST and each of its sub-funds except H2O LUX INVEST - Global L/S Opportunities (in liquidation)

Our opinion

Our opinion for each of the sub-funds except H2O LUX INVEST - Global L/S Opportunities (in liquidation)

In our opinion, the accompanying financial statements give a true and fair view of the financial position of each of its sub-funds except H2O LUX INVEST - Global L/S Opportunities (in liquidation) as at 31 May 2023, and of the results of their operations and changes in their net assets for the year then ended in accordance with Luxembourg legal and regulatory requirements relating to the preparation and presentation of the financial statements.

Our qualified opinion for H2O LUX INVEST (the “Fund”)

In our opinion, except for the effects of the matter described in the “Basis for qualified opinion for the Fund” section of our report, the accompanying financial statements give a true and fair view of the financial position of the Fund as at 31 May 2023, and of the results of their operations and changes in their net assets for the year then ended in accordance with Luxembourg legal and regulatory requirements relating to the preparation and presentation of the financial statements.

What we have audited

The Fund’s financial statements comprise:


- the combined statement of net assets for the Fund and the statement of net assets for each of the sub-funds as at 31 May 2023 except H2O LUX INVEST - Global L/S Opportunities (in liquidation);
- the combined statement of operations and changes in net assets for the Fund and the statement of operations and changes in net assets for the year then ended for each of the sub-funds except H2O LUX INVEST - Global L/S Opportunities (in liquidation);
- the securities portfolio for each of the sub-funds as at 31 May 2023 except H2O LUX INVEST - Global L/S Opportunities (in liquidation); and
- the Notes to the financial statements - Schedule of derivative instruments and the other notes to the financial statements, which include a summary of significant accounting policies.

Basis for opinion for each of the sub-funds except H2O LUX INVEST – Global L/S Opportunities (in liquidation)

We conducted our audit in accordance with the Law of 23 July 2016 on the audit profession (Law of 23 July 2016) and with International Standards on Auditing (ISAs) as adopted for Luxembourg by the “Commission de Surveillance du Secteur Financier” (CSSF). Our responsibilities under the Law of 23 July 2016 and ISAs as adopted for Luxembourg by the CSSF are further described in the “Responsibilities of the “Réviseur d’entreprises agréé” for the audit of the financial statements” section of our report.

*PricewaterhouseCoopers, Société coopérative, 2 rue Gerhard Mercator, B.P. 1443, L-1014 Luxembourg
T : +352 494848 1, F : +352 494848 2900, www.pwc.lu*

*Cabinet de révision agréé. Expert-comptable (autorisation gouvernementale n°10028256)
R.C.S. Luxembourg B 65 477 - TVA LU25482518*



We believe that the audit evidence we have obtained is sufficient and appropriate to provide a basis for our opinion except H2O LUX INVEST - Global L/S Opportunities (in liquidation).

We are independent of the Fund in accordance with the International Code of Ethics for Professional Accountants, including International Independence Standards, issued by the International Ethics Standards Board for Accountants (IESBA Code) as adopted for Luxembourg by the CSSF together with the ethical requirements that are relevant to our audit of the financial statements. We have fulfilled our other ethical responsibilities under those ethical requirements.

Basis for qualified opinion for the Fund

As at 31 May 2023, the sub-fund H2O LUX INVEST - Global L/S Opportunities (in liquidation) holds two illiquid securities Avateramedical N.V. and La Perla Fashion Finance B.V., representing respectively 66.01% and 19.95% of its net asset value as at 31 May 2023. These investments represent 19.34% of the combined closing net asset value of the Fund as at 31 May 2023. Concerning the securities Avateramedical N.V. and La Perla Fashion Finance B.V., we were not provided with nor have we been able to obtain sufficient and reliable audit evidence to assess if the valuation was appropriate. As a consequence, we were unable to determine whether any adjustments would be required in respect of the valuation of Avateramedical N.V. and La Perla Fashion Finance B.V. as at 31 May 2023. As a result of the matter described above, we were unable to assess whether any adjustment might be necessary with regards to the combined statement of net assets as at 31 May 2023 and the combined statement of operations and changes in net assets for the year then ended for the Fund.

We conducted our audit in accordance with the Law of 23 July 2016 on the audit profession (Law of 23 July 2016) and with International Standards on Auditing (ISAs) as adopted for Luxembourg by the "Commission de Surveillance du Secteur Financier" (CSSF). Our responsibilities under the Law of 23 July 2016 and ISAs as adopted for Luxembourg by the CSSF are further described in the "Responsibilities of the "Réviseur d'entreprises agréé" for the audit of the financial statements" section of our report.

We believe that the audit evidence we have obtained is sufficient and appropriate to provide a basis for our qualified opinion for the Fund.

We are independent of the Fund in accordance with the International Code of Ethics for Professional Accountants, including International Independence Standards, issued by the International Ethics Standards Board for Accountants (IESBA Code) as adopted for Luxembourg by the CSSF together with the ethical requirements that are relevant to our audit of the financial statements. We have fulfilled our other ethical responsibilities under those ethical requirements.

Emphasis of Matter

We draw attention to Note 14 to these financial statements, which indicates that the Board of Directors decided to value the Russian securities held in the portfolios of the sub-funds H2O LUX INVEST - H2O Global Emerging Total Return and H2O LUX INVEST - H2O MultiEquilibrium at zero as from the 29 September 2023. Our opinion is not modified in respect of this matter.



Other information

The Board of Directors is responsible for the other information. The other information comprises the information stated in the annual report but does not include the financial statements and our audit report thereon.

Our opinion on the financial statements does not cover the other information and we do not express any form of assurance conclusion thereon.

In connection with our audit of the financial statements, our responsibility is to read the other information identified above and, in doing so, consider whether the other information is materially inconsistent with the financial statements or our knowledge obtained in the audit, or otherwise appears to be materially misstated. If, based on the work we have performed, we conclude that there is a material misstatement of this other information, we are required to report that fact.

We have nothing to report in this regard except for H2O LUX INVEST - Global L/S Opportunities (in liquidation).

For the Fund, as described in the “Basis for qualified opinion for the Fund” section above, we were unable to assess whether any adjustment to the carrying value of the above investments as at 31 May 2023.

Responsibilities of the Board of Directors of the Fund for the financial statements except for H2O LUX INVEST - Global L/S Opportunities (in liquidation)

The Board of Directors is responsible for the preparation and fair presentation of the financial statements in accordance with Luxembourg legal and regulatory requirements relating to the preparation and presentation of the financial statements, and for such internal control as the Board of Directors determines is necessary to enable the preparation of financial statements that are free from material misstatement, whether due to fraud or error.

In preparing the financial statements, the Board of Directors is responsible for assessing the Fund’s and each of its sub-funds’ ability to continue as a going concern, disclosing, as applicable, matters related to going concern and using the going concern basis of accounting unless the Board of Directors either intends to liquidate the Fund or close any of its sub-funds or to cease operations, or has no realistic alternative but to do so.

Responsibilities of the “Réviseur d’entreprises agréé” for the audit of the financial statements except for H2O LUX INVEST - Global L/S Opportunities (in liquidation)

The objectives of our audit are to obtain reasonable assurance about whether the financial statements as a whole are free from material misstatement, whether due to fraud or error, and to issue an audit report that includes our opinion. Reasonable assurance is a high level of assurance, but is not a guarantee that an audit conducted in accordance with the Law of 23 July 2016 and with ISAs as adopted for Luxembourg by the CSSF will always detect a material misstatement when it exists. Misstatements can arise from fraud or error and are considered material if, individually or in the aggregate, they could reasonably be expected to influence the economic decisions of users taken on the basis of these financial statements.



As part of an audit in accordance with the Law of 23 July 2016 and with ISAs as adopted for Luxembourg by the CSSF, we exercise professional judgment and maintain professional scepticism throughout the audit. We also:


- identify and assess the risks of material misstatement of the financial statements, whether due to fraud or error, design and perform audit procedures responsive to those risks, and obtain audit evidence that is sufficient and appropriate to provide a basis for our opinion. The risk of not detecting a material misstatement resulting from fraud is higher than for one resulting from error, as fraud may involve collusion, forgery, intentional omissions, misrepresentations, or the override of internal control;
- obtain an understanding of internal control relevant to the audit in order to design audit procedures that are appropriate in the circumstances, but not for the purpose of expressing an opinion on the effectiveness of the Fund's internal control;
- evaluate the appropriateness of accounting policies used and the reasonableness of accounting estimates and related disclosures made by the Board of Directors;
- conclude on the appropriateness of the Board of Directors' use of the going concern basis of accounting and, based on the audit evidence obtained, whether a material uncertainty exists related to events or conditions that may cast significant doubt on the Fund's or any of its sub-funds' ability to continue as a going concern. If we conclude that a material uncertainty exists, we are required to draw attention in our audit report to the related disclosures in the financial statements or, if such disclosures are inadequate, to modify our opinion. Our conclusions are based on the audit evidence obtained up to the date of our audit report. However, future events or conditions may cause the Fund or any of its sub-funds (except for H2O LUX INVEST - Global L/S Opportunities (in liquidation)) to cease to continue as a going concern;
- evaluate the overall presentation, structure and content of the financial statements, including the disclosures, and whether the financial statements represent the underlying transactions and events in a manner that achieves fair presentation.

We communicate with those charged with governance regarding, among other matters, the planned scope and timing of the audit and significant audit findings, including any significant deficiencies in internal control that we identify during our audit.

PricewaterhouseCoopers, Société coopérative
Represented by

Luxembourg, 13 October 2023

Frédéric Botteman



Audit report

To the Shareholders of
H2O LUX INVEST - Global L/S Opportunities (in liquidation)

Disclaimer of opinion

We do not express an opinion on the accompanying financial statements of H2O LUX INVEST - Global L/S Opportunities (in liquidation) (the “sub-fund”). Because of the significance of the matter described in the “Basis for disclaimer of opinion” section of our report, we have not been able to obtain sufficient appropriate audit evidence to provide a basis for an audit opinion on these financial statements.

We were engaged to audit the financial statements of the sub-fund, which comprise:

- the statement of net assets as at 31 May 2023;
- the statement of operations and changes in net assets for the year then ended;
- the securities portfolio as at 31 May 2023; and
- the Notes to the financial statements - Schedule of derivative instruments and the other notes to the financial statements, which include a summary of significant accounting policies.

Basis for disclaimer of opinion

As at 31 May 2023, the sub-fund H2O LUX INVEST - Global L/S Opportunities (in liquidation) holds two illiquid securities Avateramedical N.V. and La Perla Fashion Finance B.V., representing respectively 66.01% and 19.95% of its net asset value as at 31 May 2023. These investments represent 19.34% of the combined closing net asset value of the Fund as at 31 May 2023. Concerning the securities Avateramedical N.V. and La Perla Fashion Finance B.V., we were not provided with nor have we been able to obtain sufficient and reliable audit evidence to assess if the valuation was appropriate. As a consequence, we were unable to determine whether any adjustments would be required in respect of the valuation of Avateramedical N.V. and La Perla Fashion Finance B.V. as at 31 May 2023. As a result of the matter described above, we were unable to assess whether any adjustment might be necessary with regards to the statement of net assets as at 31 May 2023 and the statement of operations and changes in net assets for the year then ended for H2O LUX INVEST - Global L/S Opportunities (in liquidation).

Responsibilities of the Board of Directors for the financial statements

The Board of Directors is responsible for the preparation and fair presentation of the financial statements in accordance with Luxembourg legal and regulatory requirements relating to the preparation and presentation of the financial statements, and for such internal control as the Board of Directors determines is necessary to enable the preparation of financial statements that are free from material misstatement, whether due to fraud or error.

In preparing the financial statements, the Board of Directors is responsible for assessing the sub-fund’s ability to continue as a going concern, disclosing, as applicable, matters related to going concern and using the going concern basis of accounting unless the Board of Directors either intends to liquidate the sub-fund or to cease operations, or has no realistic alternative but to do so.



Responsibilities of the “Réviseur d’entreprises agréé” for the audit of the financial statements

Our responsibility is to conduct an audit of the Fund’s financial statements in accordance with the Law of 23 July 2016 on the audit profession and with International Standards on Auditing as adopted for Luxembourg by the “Commission de Surveillance du Secteur Financier” (CSSF) and to issue an audit report. However, because of the matter described in the “Basis for disclaimer of opinion” section of our report, we were not able to obtain sufficient appropriate audit evidence to provide a basis for an audit opinion on these financial statements.

We are independent of the Fund in accordance with the International Code of Ethics for Professional Accountants, including International Independence Standards, issued by the International Ethics Standards Board for Accountants (IESBA Code) as adopted for Luxembourg by the CSSF together with the ethical requirements that are relevant to our audit of the financial statements. We have fulfilled our other ethical responsibilities under those ethical requirements.

PricewaterhouseCoopers, Société coopérative
Represented by

Luxembourg, 13 October 2023

Frédéric Botteman

H2O LUX INVEST

Combined financial statements

H2O LUX INVEST

Combined statement of net assets as at 31/05/23

	<i>Note</i>	<i>Expressed in EUR</i>
Assets		27,474,446.67
Securities portfolio at market value	2.2	23,669,510.54
<i>Cost price</i>		20,515,309.88
Options (long positions) at market value	2.5	-1,050.00
Cash at banks and liquidities		3,527,777.53
Interests receivable, net		273,867.77
Receivable on foreign exchange		4,340.83
Liabilities		579,736.55
Options (short positions) at market value	2.5	18,351.91
<i>Options sold at cost</i>		22,697.48
Net unrealised depreciation on forward foreign exchange contracts	2.6	221,467.92
Net unrealised depreciation on financial futures	2.7	145,399.97
Management fees, advisory fees and Management Company fees payable	3	64,416.13
Depository and sub-depository fees payable	5	720.50
Administration fees payable		5,700.00
Domiciliary fees payable		1,500.00
Transfer agent fees payable		500.00
Audit fees payable		15,740.59
Subscription tax payable ("Taxe d'abonnement")	7	368.71
Other liabilities		105,570.82
Net asset value		26,894,710.12

H2O LUX INVEST

Combined statement of operations and changes in net assets for the year ended 31/05/23

	Note	Expressed in EUR
Income		713,738.50
Dividends on securities portfolio, net		43,439.34
Interests on bonds and money market instruments, net		595,373.14
Bank interests on cash accounts		44,621.48
Other income		30,304.54
Expenses		478,641.24
Management and Management Company fees	3	178,619.03
Depositary fees	5	5,143.19
Administration fees	5	54,088.62
Domiciliary fees	5	8,750.00
Audit fees		38,270.83
Legal fees		29,868.72
Transaction fees	6	22,984.47
Directors fees		24,729.65
Subscription tax ("Taxe d'abonnement")	7	2,135.18
Interests paid on bank overdraft		4,295.31
Other expenses	10	109,756.24
Net income / (loss) from investments		235,097.26
Net realised profit / (loss) on:		
- sales of investment securities	2.2,2.3	-4,000,346.53
- options	2.5	408,746.87
- forward foreign exchange contracts	2.6	-52,369.12
- financial futures	2.7	1,270,874.65
- foreign exchange	2.4	56,557.92
Net realised profit / (loss)		-2,081,438.95
Movement in net unrealised appreciation / (depreciation) on:		
- investments	2.2	4,280,937.23
- options	2.5	-9,394.43
- forward foreign exchange contracts	2.6	-254,066.20
- financial futures	2.7	-472,631.89
Net increase / (decrease) in net assets as a result of operations		1,463,405.76
Subscriptions of capitalisation shares		316,237.94
Redemptions of capitalisation shares		-436,869.93
Net increase / (decrease) in net assets		1,342,773.77
Net assets at the beginning of the year		25,551,936.35
Net assets at the end of the year		26,894,710.12

H2O LUX INVEST - H2O Global Emerging Total Return

H2O LUX INVEST - H2O Global Emerging Total Return

Statement of net assets as at 31/05/23

	<i>Note</i>	<i>Expressed in EUR</i>
Assets		4,999,543.52
Securities portfolio at market value	2.2	4,448,478.88
<i>Cost price</i>		5,309,938.34
Cash at banks and liquidities		425,724.70
Interests receivable, net		125,339.94
Liabilities		158,512.13
Net unrealised depreciation on forward foreign exchange contracts	2.6	116,845.11
Net unrealised depreciation on financial futures	2.7	674.19
Management fees, advisory fees and Management Company fees payable	3	18,884.29
Depository and sub-depository fees payable	5	168.35
Administration fees payable		2,500.00
Domiciliary fees payable		750.00
Transfer agent fees payable		250.00
Audit fees payable		14,039.22
Subscription tax payable ("Taxe d'abonnement")	7	101.93
Other liabilities		4,299.04
Net asset value		4,841,031.39

H2O LUX INVEST - H2O Global Emerging Total Return

Statement of operations and changes in net assets from 01/06/22 to 31/05/23

	<i>Note</i>	<i>Expressed in EUR</i>
Income		284,575.98
Interests on bonds and money market instruments, net		275,928.77
Bank interests on cash accounts		8,647.21
Expenses		153,010.92
Management and Management Company fees	3	53,598.65
Depository fees	5	1,539.15
Administration fees	5	20,309.44
Domiciliary fees	5	5,125.00
Audit fees		14,865.76
Legal fees		3,263.58
Transaction fees	6	9,366.75
Directors fees		5,807.51
Subscription tax ("Taxe d'abonnement")	7	625.14
Interests paid on bank overdraft		516.45
Other expenses	10	37,993.49
Net income / (loss) from investments		131,565.06
Net realised profit / (loss) on:		
- sales of investment securities	2.2,2.3	-356,572.19
- forward foreign exchange contracts	2.6	-109,390.65
- financial futures	2.7	163,062.09
- foreign exchange	2.4	136,316.27
Net realised profit / (loss)		-35,019.42
Movement in net unrealised appreciation / (depreciation) on:		
- investments	2.2	359,040.25
- forward foreign exchange contracts	2.6	5,420.08
- financial futures	2.7	-11,482.25
Net increase / (decrease) in net assets as a result of operations		317,958.66
Subscriptions of capitalisation shares		316,237.94
Redemptions of capitalisation shares		-436,869.93
Net increase / (decrease) in net assets		197,326.67
Net assets at the beginning of the year		4,643,704.72
Net assets at the end of the year		4,841,031.39

H2O LUX INVEST - H2O Global Emerging Total Return

Statistics

		31/05/23	31/05/22	31/05/21
Total Net Assets	EUR	4,841,031.39	4,643,704.72	8,257,867.01
Class S capitalisation				
Number of shares		5,454.348	5,100.729	6,783.276
Net asset value per share	EUR	887.55	830.07	1,062.83
Class A capitalisation				
Number of shares		-	519.002	1,024.002
Net asset value per share	EUR	-	789.48	1,023.80

H2O LUX INVEST - H2O Global Emerging Total Return

Securities portfolio as at 31/05/23

Denomination	Currency	Quantity/ Notional	Market value (in EUR)	% of net assets
Transferable securities admitted to an official stock exchange listing and/or dealt in on another regulated market			3,547,484.18	73.28
Bonds			3,547,484.18	73.28
Colombia			508,761.11	10.51
COLOMBIA 7.375 06-37 18/09S	USD	200,000	174,849.45	3.61
COLOMBIA 7 17-32 30/06A	COP	1,896,000,000	333,911.66	6.90
Egypt			155,050.61	3.20
EGYPT 5.875 21-31 16/02S	USD	200,000	101,859.11	2.10
EGYPT 6.375 19-31 11/04A	EUR	100,000	53,191.50	1.10
Hungary			335,444.24	6.93
HUNGARY 4.5 22-28 23/03A	HUF	148,750,000	335,444.24	6.93
Mexico			1,541,947.52	31.85
MEXICAN BONOS 7.75 11-31 29/05S	MXN	207,477	1,029,853.40	21.27
MEXICO 8.50 09-29 31/05S	MXN	60,878	316,840.02	6.54
PEMEX 6.5 18-27 13/03S/03S	USD	240,000	195,254.10	4.03
Russia			429,403.29	8.87
RUSSIA 2.65 21-36 27/05A	EUR	100,000	41,729.45	0.86
RUSSIA 4.25 17-27 23/06S	USD	200,000	86,691.14	1.79
RUSSIA 4.5 20-25 16/07S	RUB	18,200,000	64,629.19	1.34
RUSSIA 5.1 19-35 28/03S	USD	200,000	80,107.12	1.65
RUSSIA 6.9 18-29 23/05S	RUB	25,000,000	88,776.36	1.83
RUSSIA 7.75 16-26 16/09S	RUB	19,000,000	67,470.03	1.39
South Africa			371,637.52	7.68
SOUTH AFRICA 8.25 14-32 31/03S	ZAR	1,920,000	72,972.02	1.51
SOUTH AFRICA 8.75 14-44 31/01S	ZAR	8,900,000	298,665.50	6.17
Turkey			205,239.89	4.24
TURKEY 4.875 16-26 09/10S	USD	250,000	205,239.89	4.24
Money market instruments			900,994.70	18.61
Treasury market			900,994.70	18.61
Belgium			196,710.10	4.06
BELG TREA BILL ZCP 14-09-23	EUR	200,000	196,710.10	4.06
France			395,490.00	8.17
FRANCE TREASURY BILL ZCP 200923	EUR	150,000	148,359.95	3.06
FRANCE TREASURY BILL ZCP 260723	EUR	50,000	49,368.66	1.02
FRAN TREA BILL BTF ZCP 23-08-23	EUR	200,000	197,761.39	4.09
Netherlands			197,967.39	4.09
DUTC TREA CERT ZCP 28-09-23	EUR	200,000	197,967.39	4.09
United States of America			110,827.21	2.29
US TREASURY BILL ZCP 130623	USD	70,000	64,635.13	1.34
US TREASURY BILL ZCP 180723	USD	50,000	46,192.08	0.95
Total securities portfolio			4,448,478.88	91.89

H2O LUX INVEST - Global L/S Opportunities (in liquidation)

H2O LUX INVEST - Global L/S Opportunities (in liquidation)

Statement of net assets as at 31/05/23

	<i>Note</i>	<i>Expressed in EUR</i>
Assets		6,151,378.15
Securities portfolio at market value	2.2	5,201,793.01
<i>Cost price</i>		602,042.04
Cash at banks and liquidities		949,585.14
Liabilities		100,271.78
Other liabilities		100,271.78
Net asset value		6,051,106.37

H2O LUX INVEST - Global L/S Opportunities (in liquidation)

Statement of operations and changes in net assets from 01/06/22 to 31/05/23

	Note	Expressed in EUR
Income		84,656.51
Dividends on securities portfolio, net		43,439.34
Bank interests on cash accounts		10,917.64
Other income		30,299.53
Expenses		26,169.26
Depository fees	5	358.56
Administration fees	5	231.14
Audit fees		5,000.00
Legal fees		16,129.96
Interests paid on bank overdraft		711.44
Other expenses	10	3,738.16
Net income / (loss) from investments		58,487.25
Net realised profit / (loss) on:		
- sales of investment securities	2.2,2.3	-3,575,267.50
- foreign exchange	2.4	425.22
Net realised profit / (loss)		-3,516,355.03
Movement in net unrealised appreciation / (depreciation) on:		
- investments	2.2	3,572,117.50
Net increase / (decrease) in net assets as a result of operations		55,762.47
Net increase / (decrease) in net assets		55,762.47
Net assets at the beginning of the year		5,995,343.90
Net assets at the end of the year		6,051,106.37

H2O LUX INVEST - Global L/S Opportunities (in liquidation)

Statistics

		31/05/23	31/05/22	31/05/21
Total Net Assets	EUR	6,051,106.37	5,995,343.90	19,295,471.73
Class P capitalisation				
Number of shares		2,627.757	2,627.757	2,627.757
Net asset value per share	EUR	252.72	250.64	811.14
Class S capitalisation				
Number of shares		13,479.546	13,479.546	13,479.546
Net asset value per share	EUR	252.69	250.61	810.96
Class A capitalisation				
Number of shares		1,531.553	1,531.553	1,531.553
Net asset value per share	EUR	256.81	253.75	795.70
Class I capitalisation				
Number of shares		6,928.022	6,928.022	6,928.022
Net asset value per share	EUR	229.15	226.61	723.72

H2O LUX INVEST - Global L/S Opportunities (in liquidation)

Securities portfolio as at 31/05/23

Denomination	Currency	Quantity/ Notional	Market value (in EUR)	% of net assets
Transferable securities admitted to an official stock exchange listing and/or dealt in on another regulated market			1,207,427.97	19.95
Shares			1,207,427.97	19.95
Netherlands			1,207,427.97	19.95
LA PERLA FASHION FINANCE B.V (*)	EUR	481,047	1,207,427.97	19.95
Other transferable securities			3,994,365.04	66.01
Shares			3,994,365.04	66.01
Netherlands			3,994,365.04	66.01
AVATERAMEDICAL N.V (*)	EUR	1,203,122	3,994,365.04	66.01
Total securities portfolio			5,201,793.01	85.96

(*) Refer to Note 11 - Explanations on securities - in the other notes to the financial statements

H2O LUX INVEST - H2O MultiEquilibrium

H2O LUX INVEST - H2O MultiEquilibrium

Statement of net assets as at 31/05/23

	<i>Note</i>	<i>Expressed in EUR</i>
Assets		16,323,525.00
Securities portfolio at market value	2.2	14,019,238.65
<i>Cost price</i>		14,603,329.50
Options (long positions) at market value	2.5	-1,050.00
Cash at banks and liquidities		2,152,467.69
Interests receivable, net		148,527.83
Receivable on foreign exchange		4,340.83
Liabilities		320,952.64
Options (short positions) at market value	2.5	18,351.91
<i>Options sold at cost</i>		22,697.48
Net unrealised depreciation on forward foreign exchange contracts	2.6	104,622.81
Net unrealised depreciation on financial futures	2.7	144,725.78
Management fees, advisory fees and Management Company fees payable	3	45,531.84
Depository and sub-depository fees payable	5	552.15
Administration fees payable		3,200.00
Domiciliary fees payable		750.00
Transfer agent fees payable		250.00
Audit fees payable		1,701.37
Subscription tax payable ("Taxe d'abonnement")	7	266.78
Other liabilities		1,000.00
Net asset value		16,002,572.36

H2O LUX INVEST - H2O MultiEquilibrium

Statement of operations and changes in net assets from 01/06/22 to 31/05/23

	Note	Expressed in EUR
Income		344,506.01
Interests on bonds and money market instruments, net		319,444.37
Bank interests on cash accounts		25,056.63
Other income		5.01
Expenses		299,461.06
Management and Management Company fees	3	125,020.38
Depositary fees	5	3,245.48
Administration fees	5	33,548.04
Domiciliary fees	5	3,625.00
Audit fees		18,405.07
Legal fees		10,475.18
Transaction fees	6	13,617.72
Directors fees		18,922.14
Subscription tax ("Taxe d'abonnement")	7	1,510.04
Interests paid on bank overdraft		3,067.42
Other expenses	10	68,024.59
Net income / (loss) from investments		45,044.95
Net realised profit / (loss) on:		
- sales of investment securities	2.2,2.3	-68,506.84
- options	2.5	408,746.87
- forward foreign exchange contracts	2.6	57,021.53
- financial futures	2.7	1,107,812.56
- foreign exchange	2.4	-80,183.57
Net realised profit / (loss)		1,469,935.50
Movement in net unrealised appreciation / (depreciation) on:		
- investments	2.2	349,779.48
- options	2.5	-9,394.43
- forward foreign exchange contracts	2.6	-259,486.28
- financial futures	2.7	-461,149.64
Net increase / (decrease) in net assets as a result of operations		1,089,684.63
Net increase / (decrease) in net assets		1,089,684.63
Net assets at the beginning of the year		14,912,887.73
Net assets at the end of the year		16,002,572.36

H2O LUX INVEST - H2O MultiEquilibrium

Statistics

		31/05/23	31/05/22	31/05/21
Total Net Assets	EUR	16,002,572.36	14,912,887.73	10,316,404.66
Class I capitalisation				
Number of shares		15,178.567	15,178.567	10,175.566
Net asset value per share	EUR	1,047.85	976.69	1,013.74
Class R capitalisation				
Number of shares		1.000	1.000	1.000
Net asset value per share	EUR	1,022.52	959.15	1,003.89
Class HI capitalisation				
Number of shares		1,000.000	1,000.000	-
Net asset value per share	USD	103.16	93.37	-

H2O LUX INVEST - H2O MultiEquilibrium

Securities portfolio as at 31/05/23

Denomination	Currency	Quantity/ Notional	Market value (in EUR)	% of net assets
Transferable securities admitted to an official stock exchange listing and/or dealt in on another regulated market			1,853,940.96	11.59
Bonds			1,853,940.96	11.59
Mexico			1,160,605.22	7.25
MEXICO 8.50 09-29 31/05S	MXN	223,000	1,160,605.22	7.25
Russia			419,690.69	2.62
RUSSIA 4.5 20-25 16/07S	RUB	70,000,000	248,573.80	1.55
RUSSIA 4.75 16-26 27/05S	USD	400,000	171,116.89	1.07
South Africa			273,645.05	1.71
SOUTH AFRICA 8.25 14-32 31/03S	ZAR	7,200,000	273,645.05	1.71
Money market instruments			12,165,297.69	76.02
Treasury market			12,165,297.69	76.02
Belgium			2,165,314.70	13.53
BELG TREA BILL ZCP 09-11-23	EUR	300,000	293,479.75	1.83
BELG TREA BILL ZCP 13-07-23	EUR	600,000	593,237.02	3.71
BELG TREA BILL ZCP 14-09-23	EUR	1,300,000	1,278,597.93	7.99
France			4,202,427.21	26.26
FRANCE TREASURY BILL ZCP 060923	EUR	500,000	494,632.13	3.09
FRANCE TREASURY BILL ZCP 200923	EUR	1,200,000	1,185,727.52	7.41
FRANCE TREASURY BILL ZCP 260723	EUR	1,300,000	1,286,910.83	8.04
FRAN TREA BILL BTF ZCP 05-07-23	EUR	100,000	99,377.93	0.62
FRAN TREA BILL BTF ZCP 23-08-23	EUR	1,150,000	1,135,778.80	7.10
Italy			295,868.66	1.85
ITALY ZCP 14-08-23	EUR	300,000	295,868.66	1.85
Netherlands			2,271,028.98	14.19
DUTCH TREASURY CERT ZCP 300823	EUR	1,300,000	1,281,192.03	8.01
DUTC TREA CERT ZCP 28-09-23	EUR	1,000,000	989,836.95	6.19
United States of America			3,230,658.14	20.19
UNIT STAT TREA BIL ZCP 15-08-23	USD	300,000	276,697.15	1.73
UNIT STAT TREA BIL ZCP 29-08-23	USD	100,000	92,322.41	0.58
US TREASURY BILL ZCP 010199	USD	1,200,000	1,107,559.58	6.92
US TREASURY BILL ZCP 010823	USD	850,000	785,267.63	4.91
US TREASURY BILL ZCP 220823	USD	400,000	368,932.33	2.31
US TREASURY BILL ZCP 250723	USD	650,000	599,879.04	3.75
Total securities portfolio			14,019,238.65	87.61

H2O LUX INVEST

Notes to the financial statements - Schedule of derivative instruments

H2O LUX INVEST

Notes to the financial statements - Schedule of derivative instruments

Options

As at May 31, 2023, the following options contracts were outstanding:

H2O LUX INVEST - H2O MultiEquilibrium

Quantity	Denomination	Currency	Commitment (in EUR) (in absolute value)	Market value (in EUR)	Unrealised (in EUR)
Options purchased					
Listed options					
Options on futures					
70.00	IEURO BUND JUL 132.00 23.06.23 PUT	EUR	-	-1,050.00	-1,050.00
				-1,050.00	-1,050.00
Options issued					
Listed options					
Options on futures					
16.00	USD 5Y TREASUR JUL 107.00 23.06.23 PUT	USD	224,765.81	-1,993.25	2,794.02
39.00	USD 5Y TREASUR JUL 107.75 23.06.23 PUT	USD	960,861.54	-9,717.08	285.79
14.00	IEURO BUND JUL 137.00 23.06.23 CALL	EUR	695,463.61	-420.00	-420.00
17.00	USD 5Y TREASUR JUL 110.50 23.06.23 CALL	USD	635,908.79	-4,111.08	96.58
6.00	USD 5Y TREASUR JUL 110.00 23.06.23 CALL	USD	189,323.86	-2,110.50	1,589.18
				-18,351.91	4,345.57

H2O LUX INVEST

Notes to the financial statements - Schedule of derivative instruments

Forward foreign exchange contracts

As at May 31, 2023, the following forward foreign exchange contracts were outstanding:

H2O LUX INVEST - H2O Global Emerging Total Return

Currency purchased	Quantity purchased	Currency sold	Quantity sold	Maturity date	Unrealised (in EUR)	Counterparty
BRL	4,690,311.00	USD	932,500.64	13/07/23	-21,677.91	BNP Paribas-Paris
INR	65,946,397.50	USD	801,584.02	14/06/23	-4,372.95	BNP Paribas-Paris
KRW	274,536,402.00	USD	209,190.18	14/06/23	-1,811.58	BNP Paribas-Paris
USD	70,217.64	INR	5,748,542.64	14/06/23	703.58	BNP Paribas-Paris
USD	18,193.59	KRW	23,957,990.00	14/06/23	100.21	BNP Paribas-Paris
USD	581,926.50	TWD	17,812,013.63	21/07/23	740.78	BNP Paribas-Paris
CZK	2,100,000.00	USD	95,591.38	22/06/23	-1,385.00	BNP Paribas-Paris
CZK	100,000.00	EUR	4,208.81	22/06/23	-9.92	BNP Paribas-Paris
EUR	231,545.74	USD	250,000.00	22/06/23	-2,681.71	BNP Paribas-Paris
GBP	30,000.00	EUR	34,543.22	22/06/23	307.15	BNP Paribas-Paris
JPY	50,300,000.00	EUR	337,596.99	22/06/23	745.43	BNP Paribas-Paris
JPY	10,829,234.00	GBP	63,000.00	22/06/23	-341.67	BNP Paribas-Paris
JPY	22,000,000.00	EUR	146,740.89	22/06/23	1,240.12	BNP Paribas-Paris
MXN	2,900,000.00	USD	161,928.60	22/06/23	636.88	BNP Paribas-Paris
PLN	200,000.00	USD	47,660.51	22/06/23	-647.64	BNP Paribas-Paris
SGD	59,000.00	USD	43,887.71	22/06/23	-291.78	BNP Paribas-Paris
USD	123,980.56	GBP	100,000.00	22/06/23	-10.12	BNP Paribas-Paris
USD	162,650.67	NZD	260,000.00	22/06/23	6,414.52	BNP Paribas-Paris
USD	1,579,012.10	MXN	28,800,000.00	22/06/23	-33,744.11	BNP Paribas-Paris
USD	150,000.00	EUR	139,749.75	22/06/23	785.76	BNP Paribas-Paris
USD	101,278.51	HUF	35,500,000.00	22/06/23	-209.18	BNP Paribas-Paris
USD	982,900.43	CZK	21,000,000.00	22/06/23	39,185.05	BNP Paribas-Paris
ZAR	400,000.00	USD	20,631.66	22/06/23	-455.92	BNP Paribas-Paris
COP	825,539,655.28	USD	182,175.60	23/06/23	3,345.84	BNP Paribas-Paris
EUR	3,586,683.00	USD	3,950,000.00	23/06/23	-113,978.14	BNP Paribas-Paris
HUF	138,800,000.00	USD	401,556.58	23/06/23	-4,540.46	BNP Paribas-Paris
ILS	200,000.00	USD	54,983.80	23/06/23	-1,297.20	BNP Paribas-Paris
PLN	2,400,000.00	USD	567,060.10	23/06/23	-3,232.41	BNP Paribas-Paris
THB	8,800,000.00	USD	258,070.27	23/06/23	-4,368.50	BNP Paribas-Paris
USD	47,406.05	COP	218,675,575.56	23/06/23	-1,687.91	BNP Paribas-Paris
USD	295,588.88	ZAR	5,400,000.00	23/06/23	22,216.86	BNP Paribas-Paris
USD	506,402.88	SGD	672,932.00	23/06/23	8,782.18	BNP Paribas-Paris
USD	17,718.03	THB	610,000.00	23/06/23	142.82	BNP Paribas-Paris
CNH	500,000.00	USD	71,200.22	28/06/23	-813.57	BNP Paribas-Paris
CLP	215,456,957.00	USD	268,543.67	30/06/23	-4,634.61	BNP Paribas-Paris
					-116,845.11	

H2O LUX INVEST - H2O MultiEquilibrium

Currency purchased	Quantity purchased	Currency sold	Quantity sold	Maturity date	Unrealised (in EUR)	Counterparty
BRL	6,351,962.84	USD	1,262,860.69	13/07/23	-29,357.82	BNP Paribas-Paris
INR	55,969,065.00	USD	681,827.00	14/06/23	-5,135.84	BNP Paribas-Paris
KRW	553,612,411.00	USD	415,505.52	14/06/23	2,276.35	BNP Paribas-Paris
USD	418,025.90	TWD	12,791,300.00	16/06/23	1,967.59	BNP Paribas-Paris
AUD	2,000,000.00	USD	1,328,654.80	22/06/23	-31,288.11	BNP Paribas-Paris
EUR	2,305.00	GBP	2,000.00	22/06/23	-18.36	BNP Paribas-Paris
EUR	57,415.01	GBP	50,000.00	22/06/23	-669.07	BNP Paribas-Paris
EUR	5,000,423.18	USD	5,400,000.00	22/06/23	-58,890.84	BNP Paribas-Paris
EUR	197,291.72	SEK	2,250,000.00	22/06/23	3,392.45	BNP Paribas-Paris
EUR	1,186,080.57	CHF	1,150,000.00	22/06/23	4,697.68	BNP Paribas-Paris
HUF	87,420,000.00	USD	249,160.88	22/06/23	742.45	BNP Paribas-Paris
JPY	90,000,000.00	USD	652,225.43	22/06/23	-5,671.54	BNP Paribas-Paris

H2O LUX INVEST

Notes to the financial statements - Schedule of derivative instruments

Forward foreign exchange contracts

H2O LUX INVEST - H2O MultiEquilibrium

Currency purchased	Quantity purchased	Currency sold	Quantity sold	Maturity date	Unrealised (in EUR)	Counterparty
JPY	13,773,382.00	GBP	80,000.00	22/06/23	-286.35	BNP Paribas-Paris
JPY	23,994,660.00	GBP	140,000.00	22/06/23	-1,231.28	BNP Paribas-Paris
NOK	2,200,000.00	EUR	186,837.49	22/06/23	-1,679.10	BNP Paribas-Paris
PLN	160,000.00	EUR	35,159.50	22/06/23	46.06	BNP Paribas-Paris
PLN	900,000.00	USD	214,644.79	22/06/23	-3,076.35	BNP Paribas-Paris
SGD	230,000.00	USD	170,421.66	22/06/23	-513.13	BNP Paribas-Paris
USD	286,644.72	CZK	6,300,000.00	22/06/23	4,033.52	BNP Paribas-Paris
USD	878,089.03	MXN	15,900,000.00	22/06/23	-12,654.45	BNP Paribas-Paris
USD	358,013.01	NZD	570,000.00	22/06/23	15,406.46	BNP Paribas-Paris
USD	368,460.82	ZAR	7,100,000.00	22/06/23	10,206.08	BNP Paribas-Paris
USD	619,595.60	GBP	500,000.00	22/06/23	-338.75	BNP Paribas-Paris
USD	446,608.21	SGD	600,000.00	22/06/23	3,241.42	BNP Paribas-Paris
COP	1,308,283,344.38	USD	288,704.85	23/06/23	5,302.35	BNP Paribas-Paris
USD	102,191.72	EUR	92,950.46	27/06/23	2,767.85 *	BNP Paribas-Paris
USD	1,183.78	EUR	1,091.83	27/06/23	16.94 *	BNP Paribas-Paris
CLP	367,679,581.00	USD	458,272.62	30/06/23	-7,909.02	BNP Paribas-Paris
					-104,622.81	

The contracts that are followed by * relate specifically to foreign exchange risk hedging of shares.

H2O LUX INVEST

Notes to the financial statements - Schedule of derivative instruments

Financial futures

As at May 31, 2023, the following futures contracts were outstanding:

H2O LUX INVEST - H2O Global Emerging Total Return

Quantity Buy/(Sell)	Denomination	Currency	Commitment (in EUR) (in absolute value)	Unrealised (in EUR)	Broker
Futures on bonds					
10.00	US 5 YEARS NOTE-CBT 09/23	USD	925,137.48	5,422.80	Caceis Bank Paris
-2.00	US ULTRA BD CBT 30YR 09/23	USD	104,850.62	-6,096.99	Caceis Bank Paris
				-674.19	

H2O LUX INVEST - H2O MultiEquilibrium

Quantity Buy/(Sell)	Denomination	Currency	Commitment (in EUR) (in absolute value)	Unrealised (in EUR)	Broker
Futures on index					
-8.00	DJ.STOX 600 INDUS 06/23	EUR	284,840.00	920.00	Caceis Bank Paris
14.00	DJ.STOXX600.OIL(EUX) 06/23	EUR	226,310.00	-3,500.00	Caceis Bank Paris
40.00	DJ.STOXX 600 AUTO 06/23	EUR	1,185,260.00	-6,010.00	Caceis Bank Paris
8.00	DJ.STOXX600 BASI 06/23	EUR	209,904.00	-18,720.00	Caceis Bank Paris
-11.00	DJ EURO STOXX 50 06/23	EUR	463,984.40	4,460.00	Caceis Bank Paris
-18.00	DJ EURO STOXX 600 06/23	EUR	638,415.00	-57,335.00	Caceis Bank Paris
-18.00	DJ STOXX 600 FOOD 06/23	EUR	689,670.00	-5,850.00	Caceis Bank Paris
-13.00	EM RUSS 2000 06/23	USD	1,066,759.68	21,515.34	Caceis Bank Paris
351.00	EURO STOXX BANK IDX 06/23	EUR	1,726,920.00	-92,605.50	Caceis Bank Paris
-9.00	FTSE 100 INDEX 06/23	GBP	779,066.03	48,145.78	Caceis Bank Paris
16.00	MINI MSCI EMG MKT 06/23	USD	719,279.62	-1,275.68	Caceis Bank Paris
-1.00	S&P 500 EMINI INDEX 06/23	USD	196,033.67	-13,875.34	Caceis Bank Paris
Futures on bonds					
-6.00	AUSTR 3YR BOND 06/23	AUD	331,842.05	5,321.16	Caceis Bank Paris
28.00	EURO BTP FUTURE -EUX 06/23	EUR	2,173,108.00	114,920.00	Caceis Bank Paris
-19.00	EURO BUND FUTURE 06/23	EUR	1,571,148.00	-59,120.00	Caceis Bank Paris
-2.00	EURO-OAT-FUTURES-EUX 06/23	EUR	156,760.00	-9,416.34	Caceis Bank Paris
-78.00	EURO SCHATZ 06/23	EUR	7,423,884.00	23,490.00	Caceis Bank Paris
-2.00	JPN 10 YEARS BOND 06/23	JPY	1,315,285.68	-42,698.85	Caceis Bank Paris
8.00	LONG GILT FUTURE-LIF 09/23	GBP	609,374.56	1,441.53	Caceis Bank Paris
-32.00	US 10 YEARS NOTE 09/23	USD	2,426,367.13	-21,573.96	Caceis Bank Paris
-4.00	US TREASURY BOND 09/23	USD	241,739.75	-7,445.36	Caceis Bank Paris
-2.00	US ULTRA BD CBT 30YR 09/23	USD	104,850.62	-6,096.99	Caceis Bank Paris
Futures on interest rates					
68.00	SOFRRATE 3M FUT 12/23	USD	159,459.71	-19,416.57	Caceis Bank Paris
				-144,725.78	

H2O LUX INVEST

Other notes to the financial statements

H2O LUX INVEST

Other notes to the financial statements

1 - General information

H2O LUX INVEST (the "SICAV") is an open-ended investment company (*société d'investissement à capital variable* - SICAV) incorporated on April 8, 2014 and registered under number B 186.321 with the *Registre de Commerce et des Sociétés de Luxembourg*. The SICAV is registered under Part I of the Luxembourg law of December 17, 2010 relating to undertakings for collective investment (the "Law"), as amended. The duration of the SICAV is indefinite. The initial capital on incorporation was EUR 31,000.

The Board of Directors has appointed Luxcellence Management Company S.A. (the "Management Company") as the Management Company of the SICAV.

The Articles were published in the *Mémorial, Recueil Electronique des Sociétés et Associations* (the "RESA") on April 29, 2014. These Articles were amended on April 3, 2018.

The purpose of the SICAV is to offer investors access to a worldwide selection of markets and a variety of investment techniques via a range of specialised products included under a same and single structural umbrella with multiple Sub-Funds.

As at May 31, 2023, the following Sub-Funds were active:

- H2O LUX INVEST - H2O Global Emerging Total Return ;
- H2O LUX INVEST - H2O MultiEquilibrium.

The following shares classes are offered:

- Class P Share (reserved to investors whom the Board of Directors approves or who are investing through certain distributors, which have a specific arrangement with the Global Distributors).
- Class S Share (reserved to institutional investors whom the Board of Directors approves or who are investing through certain distributors, which have a specific arrangement with the Global Distributors).
- Class I Share (reserved to institutional investors).
- Class A Share (open to all investors).
- Class R Share (open to all investors).
- Class HA Share (open to all investors).
- Class HI Share (reserved to institutional investors).

Class P Shares, Class S Shares, Class I Shares Class A and Class R Share. Shares may be issued in capitalisation and in distribution form. The reference currency of the SICAV is EUR.

De-registration in Spain of Sub-Fund H2O LUX INVEST - Global L/S Opportunities (in liquidation)

On February 8, 2021, the Board of Directors notified by Circular Resolution that they shall stop the distribution of the Sub-Fund's shares in Spain and that they shall deregister the Sub-Fund's from public distribution in Spain.

Liquidation of Sub-Fund H2O LUX INVEST - Global L/S Opportunities (in liquidation)

On May 26, 2021, the Board decided by written unanimous resolution the liquidation the Sub-Fund H2O LUX INVEST - Global L/S Opportunities (in liquidation) with effect as of May 31, 2021. The Sub-Fund has already been closed to subscriptions and redemptions since September 30, 2020.

KPMG Luxembourg, S.à. r.l., with its registered office located at 39, avenue John F. Kennedy, L-1855 Luxembourg has been appointed as liquidator. The liquidation expenses, including the remuneration of the liquidator, will be borne by the Sub-Fund.

De-registration in France of Sub-Fund H2O LUX INVEST - H2O Global Emerging Total Return confirmed on November 9, 2022

Only the Sub-Fund H2O LUX INVEST - H2O MultiEquilibrium is marketed in France.

De-registration in the United Kingdom of Sub-Fund H2O LUX INVEST - H2O Global Emerging Total Return confirmed on October 31, 2022

2 - Principal accounting policies

2.1 - Presentation of the financial statements

The financial statements are prepared in accordance with Luxembourg generally accepted accounting principles relating to undertakings for collective investment.

The financial statements of Sub-Funds H2O LUX INVEST - H2O Global Emerging Total Return and H2O LUX INVEST - H2O MultiEquilibrium are prepared on a going concern basis.

For the Sub-Fund H2O LUX INVEST – Global L/S Opportunities (in liquidation), the financial statements are prepared on a liquidation basis of accounting, with a provision of EUR 100,000.00 for liquidation expenses with effect as of July 28, 2021.

H2O LUX INVEST

Other notes to the financial statements

2 - Principal accounting policies

2.2 - Portfolio valuation

The value of assets, which are listed or dealt in on any stock exchange, is based on the last available price on the stock exchange, which is normally the principal market for such assets. The value of assets dealt in on any other Regulated Market is based on the last available price. In the event that any assets are not listed or dealt in on any stock exchange or on any other Regulated Market, or if, with respect to assets listed or dealt in on any stock exchange, or other Regulated Market, the price is not representative of the fair market value of the relevant assets, the value of such assets will be based on the reasonably foreseeable sales price determined prudently and in good faith by the Board of Directors.

Units or shares of open-ended UCI will be valued at their last determined and available net asset value or, if such price is not representative of the fair market value of such assets, then the price shall be determined by the Board of Directors of the SICAV on a fair and equitable basis. Units or shares of a closed-ended UCI will be valued at their last available stock market value.

Liquid assets and money market instruments will be valued at nominal value plus any accrued interest or on an amortised cost basis.

2.3 - Net realised profits or losses on sales of investments

Realised profit and loss on investments, options, financial futures, contracts for difference and forward foreign exchange contracts

The profits and losses on sales of investments, options, financial futures, contracts for difference and forward foreign exchange contracts are disclosed in the statement of operations and changes in net assets under the headings "Net realised profit/loss on sales of investment securities", "Net realised profit/loss on options", "Net realised profit/loss on financial futures", "Net realised profit/loss on contracts for difference" and "Net realised profit/loss on forward foreign exchange contracts".

2.4 - Foreign currency translation

The market value of the investments and other assets and liabilities expressed in currencies other than the reporting currency of the related Sub-Fund, have been converted at the rates of exchange prevailing at the end of the year. The cost of investments in currencies other than the reporting currency of the related Sub-Fund has been converted at the rates of exchange prevailing at the date of purchase. Exchange profits and losses resulting from the sale of investments are taken to the statement of operations and changes in net assets in the account "Net realised profit/loss on foreign exchange".

The various items in the combined statements correspond to the sum of the corresponding items in the financial statements of each Sub-Fund.

As at May 31, 2023, the exchange rates used were as follows:

1 EUR =	1.64735	AUD	1 EUR =	1.44915	CAD	1 EUR =	0.97455	CHF
1 EUR =	7.5968	CNH	1 EUR =	4,713.6014	COP	1 EUR =	23.7675	CZK
1 EUR =	0.8602	GBP	1 EUR =	8.34565	HKD	1 EUR =	370.775	HUF
1 EUR =	3.98185	ILS	1 EUR =	148.95015	JPY	1 EUR =	18.93205	MXN
1 EUR =	11.8795	NOK	1 EUR =	1.7788	NZD	1 EUR =	4.5344	PLN
1 EUR =	86.594	RUB	1 EUR =	11.603	SEK	1 EUR =	1.4444	SGD
1 EUR =	37.10025	THB	1 EUR =	22.06695	TRY	1 EUR =	1.0661	USD
1 EUR =	21.1261	ZAR						

2.5 - Valuation of options contracts

Options traded on a regulated market are valued at their last known price on the valuation date. The OTC derivatives are valued by the Board of Directors based on the probable realisation value, which shall be estimated in good faith and in accordance with generally accepted principles and procedures.

2.6 - Valuation of forward foreign exchange contracts

Outstanding forward foreign exchange contracts are valued at the closing date by reference to the rate of exchange applicable to the outstanding life of the contract. Net unrealised gains and losses on forward foreign exchange contracts are disclosed in the statements of net assets under the heading "Net unrealised appreciation/depreciation on forward foreign exchange contracts".

H2O LUX INVEST

Other notes to the financial statements

2 - Principal accounting policies

2.7 - Valuation of futures contracts

Open financial futures are valued at their last known price on the valuation date or on the closing date. Net unrealised gains and losses on financial futures are disclosed in the statements of net assets under the heading "Net unrealised appreciation/depreciation on financial futures".

2.8 - Valuation of Contracts for Difference ("CFD")

A contract for difference is a bilateral contract essentially between the client (the "buyer") and his broker (the "seller"), whereby the buyer receives or pays the difference between the current value of a determined underlying asset and its value at the entry in the agreement, according if its value is positive or negative.

Contracts for difference are marked to market at each Net Asset Value calculation date. The market value is based on the valuation elements laid down in the contracts and is obtained from third party pricing agents, market makers or internal models. The unrealised gains/losses on contract for difference are reset at each month end.

For the details of outstanding, forward foreign exchange contracts, financial futures, options contracts and contracts for difference please refer to section "Notes to the financial statements – Schedule of derivative instruments".

2.9 - Formation expenses

The Sub-Funds will bear the formation and launch expenses (including but not limited to legal fees related to the set-up of the SICAV, travel expenses, etc.) incurred on behalf of, or in connection with, the formation of the SICAV and the launch of the Sub-Funds. These expenses are being written off over a period not exceeding five years.

3 - Management fees

The rates applicable as at May 31, 2023 are as follows:

The Investment Manager is entitled to an aggregate fee, payable on a monthly basis at an annual rate, which could vary for classes of shares. The effective rates during the year ended May 31, 2023 are the following:

Sub-Fund	Classes of shares	Investment Management Fee *
H2O LUX INVEST - H2O Global Emerging Total Return	Class S shares	0.75% **
	Class A shares	2.00%**
Sub-Fund	Classes of shares	Investment Management Fee *
H2O LUX INVEST - Global L/S Opportunities (in liquidation) ⁽¹⁾	Class P shares	1.00% **
	Class S shares	1.00% **
	Class A shares	2.00% **
	Class I shares	1.75% **
Sub-Fund	Classes of shares	Investment Management Fee *
H2O LUX INVEST - H2O MultiEquilibrium	Class I shares	0.60% **
	Class R shares	1.20% **
	Class HI shares	0.60% **

* The Investment Management fee is payable monthly and is accrued and calculated as of each Valuation Day.

** The effective rates are calculated on the average total net assets of the Class.

⁽¹⁾ No management fees have been accrued for the year ended May 31, 2023 and previous outstanding accounting accruals have been reversed for the Sub-Fund H2O LUX INVEST - Global L/S Opportunities (in liquidation).

H2O LUX INVEST

Other notes to the financial statements

4 - Performance fees

H2O LUX INVEST - H2O Global Emerging Total Return and H2O LUX INVEST - H2O MultiEquilibrium

The performance fee applicable to a particular Share Class is based on a comparison of the performance of the Net Asset Value of the Class and its Reference Benchmark (model based on a benchmark index, meaning a performance fee model whereby the performance fees may only be charged on the basis of outperforming the reference benchmark) as described hereafter.

The Reference Benchmark for each Share Class is set out in the current Prospectus of the SICAV.

Any underperformance of the Sub-Funds in relation to the Reference Benchmark must be compensated before performance fees become payable, regardless of the performance reference period concerned. The performance reference period are therefore the whole life of the Sub-Funds and it cannot be reset.

The performance fee is calculated and accrued on each Valuation Day and paid out of the Sub-Funds at the end of each financial year. For Share Classes launched during the course of the financial year, the first performance fee crystallisation period will be running from the launch date of the relevant Share Class until the end of the financial year that will follow.

A performance fee could be paid even if the Net Asset Value per Share has decreased.

When calculating the eventual performance fee, the Class of Shares performance is determined on the basis of the change in the Net Asset Value, net of all costs (for example, management fees and operating costs) and gross of Performance Fee.

The High Water Mark (the "HWM") corresponds to the highest Net Asset Value per Share for the Share Class concerned, recorded at the end of each observation period since the date the Share Class was launched and which resulted in a performance fee being charged.

During the observation period and each time the Net Asset Value is calculated, the Benchmark Value is adjusted for the amounts of subscriptions/redemptions applicable to this Share Class, as well as in case of dividend distribution, and is valued in accordance with the performance of the relevant Reference Benchmark.

At the beginning of the observation period:

- i. if the Net Asset Value of the relevant Share Class at the end of the previous observation period is higher than the Benchmark Value on that date, the Benchmark Value is then equal to the HWM multiplied by the number of Shares in the Share Class concerned on that same date;
- ii. if the Net Asset Value of the relevant Share Class at the end of the previous observation period is lower than or equal to the Benchmark Value on that date, the Benchmark Value is adjusted for subscriptions/redemptions, as well as in case of dividend distribution, and is valued in accordance with the Reference Benchmark value applicable to the Share Class.

The observation period is defined as follows:

- Initial observation period: from 1 June 2022 to the last trading day in May 2023;
- For the following observation periods: from the first Valuation Day in June to the last Valuation Day in May of the following year.

The Share Class's performance is calculated according to changes (i.e. subscriptions, redemptions and distributions) in the Share Class's Net Asset Value.

The performance fee will be determined as follows:

- If, during the observation period and for a given Share Class, the value of the relevant Class is higher than the Benchmark Value as defined above, the performance fee will represent up to 25% of the difference between these two values. A provision for performance fees is then accrued in the Net Asset Value.
- If, during the observation period and for a given Share Class, the value of the relevant Class is lower than the Benchmark Value, the performance fee will be zero. In this case, any previously made provisions in the Net Asset Value will be readjusted by reversing the provision.

The final performance fee will not be calculated until the end of the relevant observation period. The fee is then "crystallised" and, as such, may be charged, to the extent that any underperformance has been compensated.

In the event of redemption during the observation period, the portion of the provision corresponding to the number of Shares redeemed accrues permanently to the Investment Manager and may be charged before the end of the observation period in progress.

As performance fees are based on the performance of each Share Class, they are calculated on each Valuation Day and taken into account when calculating the Net Asset Value of the Share Class concerned. This method cannot therefore ensure that the actual performance of each investment is individually monitored, which may, in some cases, result in residual inequity between unitholders.

No Performance Fee have been paid during the year for the two Sub-Funds H2O Global Emerging Total Return and H2O MultiEquilibrium.

H2O LUX INVEST - H2O Global Opportunities (in liquidation)

There was no performance fee for the year ending May 31, 2023 since the beginning of the liquidation.

H2O LUX INVEST

Other notes to the financial statements

5 - Depositary, Paying and Domiciliary fees

The Depositary, the Paying Agent and the Domiciliary Agent are entitled to fees, payable on a monthly basis, which shall in aggregate not exceed 0.10% of the average net asset value of the SICAV (excluding any taxes).

6 - Transaction fees

The transaction fees, i.e. fees charged by the brokers and the Custodian for securities transactions and similar transactions are presented separately in the caption "Transaction fees" in the statement of operations and changes in net assets.

7 - Subscription tax ("*Taxe d'abonnement*")

The SICAV is liable in Luxembourg to an annual duty ("*taxe d'abonnement*") at the rate of 0.05% (0.01% in case of classes reserved to Institutional Investors) of its net assets calculated and payable at the end of each quarter.

8 - Swing pricing

A Sub-Fund may suffer a reduction in value as a result of the transaction costs incurred in the purchase and sale of its underlying investments and the spread between the buying and selling prices of such investments caused by subscriptions, redemptions and/or switches in and out of the Sub-Fund. This is known as "dilution". In order to counter this and to protect Shareholders' interests, the Board of Directors may apply "swing pricing" as part of its daily valuation policy. This will mean that in certain circumstances the Board of Directors may make adjustments in the calculations of the Net Asset Values per Share, to counter the impact of dealing and other costs on occasions when these are deemed to be significant.

The Board of Directors may alternatively decide to charge a dilution levy on subscription or redemption, as described below.

Swing Pricing

If on any Valuation Day the aggregate transactions in Shares of a Sub-Fund result in a net increase or decrease of the Net Asset Value of the Sub-Fund which exceeds a threshold set by the Board of Directors from time to time for that Sub-Fund (relating to the cost of market dealing for that Sub-Fund), a swing factor will be applied (not exceeding 2% of that Net Asset Value) which reflects both the estimated fiscal charges and dealing costs that may be incurred by the Sub-Fund and the estimated bid/offer spread of the assets in which the Sub-Fund invests. The adjustment will be an addition when the net movement results in an increase of all Shares of the Fund and a deduction when it results in a decrease.

Dilution Levy

The value of the property of a Sub-Fund may be reduced as a result of the costs incurred in the dealings in the Sub-Fund's investments, including stamp duty and any difference between the buying and selling price of such investments. In order to mitigate against such 'dilution' and consequent potential adverse effect on remaining Shareholders, the Fund has the power to charge a 'dilution levy' of up to 1% of the applicable NAV when Shares are subscribed for or redeemed, such 'dilution levy' to accrue to the affected Sub-Fund. Any dilution levy must be fair to all Shareholders and potential Shareholders and the Fund will operate this measure in a fair and consistent manner to reduce dilution and only for that purpose and will not be applied if the swing pricing mechanism is used.

The Board of Directors did not apply swing pricing and dilution levy to the different active Sub-Funds during the year ended May 31, 2023.

9 - Collateral

As at May 31, 2023, the collateral received or paid which is composed of margin deposits for financial futures and options and collateral held or paid in order to reduce exposure on OTC derivatives is detailed as follows:

Sub-fund	currency	Counterparty	Type of collateral	Collateral received	Cleared/OTC
H2O LUX INVEST - H2O Global Emerging Total Return	EUR	Caceis Bank	Cash collateral	11,468.91	OTC

Sub-fund	currency	Counterparty	Type of collateral	Collateral paid	Cleared/OTC
H2O LUX INVEST - H2O MultiEquilibrium	EUR	Caceis Bank	Cash collateral	886,486.60	OTC

H2O LUX INVEST

Other notes to the financial statements

10 - Other expenses

Sub-Funds	Fees	Amount (EUR)
H2O LUX INVEST - H2O Global Emerging Total Return	Risk management fees	23,084.05
	Compliance fees	5,500.00
	Consultant fees	1,994.59
	Other operating fees	7,414.85
	Total	37,993.49
H2O LUX INVEST - Global L/S Opportunities (in liquidation)	Consultant fees	3,666.18
	Other operating fees	71.98
	Total	3,738.16
H2O LUX INVEST - H2O MultiEquilibrium	Risk management fees	32,141.00
	Compliance fees	6,500.00
	Insurance fees	3,799.62
	Consultant fees	2,453.16
	Other operating fees	23,130.81
Total	68,024.59	

11 – Explanation on securities

Avatera

An independent valuation was carried out in Q3 2022, estimating the value of the company at between 900MEUR and 2500MEUR. This exercise has been done based on the assumption that the company is properly funded. In 2023, the company received a decent funding (several months of costs) but remains at risk on this matter as its negative carry requires cash on a regular basis. Despite these new elements, the valuation uncertainty remains. Only the liquidation will allow for an exact valuation. In these conditions, it was decided to maintain the price at the current level.

La Perla

In 2022, La Perla Holdings did not publish 2021 annual reports. At the end of 2022, the Company indicated that it was in the later stages of their restructuring and reorganisation process which has caused delays in preparing their results. Both 2021 annual reports and 2022 half year reports have been published in January 2023.

In Q4 2022, the stock price rose sharply, from 4 at the end of September to 7.35 at the end of December. However, the increase in stock price is based on very small daily volume and is therefore likely not relevant. Despite these new elements, the valuation uncertainty remains. Only the liquidation will allow for an exact valuation. In these conditions, it was decided to maintain the price at the current level.

12 - Changes in the composition of securities portfolio

The details of the changes in portfolio composition are held at the disposal of the Shareholders at the registered office of the SICAV and are available upon request free of charge.

13 - Significant events during the year

International environment

Despite the violence and intensity of the conflict in Ukraine, neither the war nor the sanctions on Russia constitute a systemic risk for financial markets. This means that the reaction of the latter is similar to what we experienced during a local shock. The Russian ruble exposure ended up in positive territory and significantly reduced in terms of sizing but the fund underperformed on the Russian hard and local debt following the war in Ukraine. The exposure on the Russian hard and local debt was maintained in the portfolio but prices remain discounted based on the current sanctions impacting their liquidity.

14 - Subsequent events

Since 24 February 2022, the Board of Directors has been very attentive to the consequences of the conflict between Russia and Ukraine and its impact on the securities held in portfolios of the Sub-Funds H2O LUX INVEST - H2O Global Emerging Total Return and H2O LUX INVEST - H2O MultiEquilibrium. Trades on the market for similar securities have been noticed but the actual uncertainty around the disposal of such assets in a short future made the board decide to value these securities at zero as from the 29th of September 2023. This is important to note that these securities are still under EU sanctions and restrictions and the funds cannot sell them currently even if the analysis is not the same in all EU jurisdictions. The Board of Directors closely monitors developments in terms of global outlook, market and financial risks in order to take all necessary measures in the best interest of the shareholders.

H2O LUX INVEST

Additional unaudited information

H2O LUX INVEST

Additional unaudited information

Determination of the global exposure

The Sub-Funds H2O LUX INVEST - H2O Global Emerging Total Return, Global L/S Opportunities (in liquidation) and H2O MultiEquilibrium use the absolute Value at Risk (VaR) approach in order to monitor and measure the global exposure.

The VaR limit of the Sub-Funds including at least the lowest, the highest and the average utilization of the VaR limit calculated during the financial year.

From June 1, 2022 until May 31, 2023 the VaR figures have been calculated based on the following input data:

- Model used:	Historical Simulations
- Confidence level:	99%
- Holding period:	20 days
- Length of data history:	1 year

H2O LUX INVEST - H2O Global Emerging Total Return:

	<u>Leverage levels</u>		<u>VaR / Internal VaR limit</u>
Min:	356.58%	Min:	42.68%
Max:	978.55%	Max:	76.55%
Average:	537.80%	Average:	60.39%

H2O LUX INVEST – Global L/S Opportunities (in liquidation): not calculated.

H2O LUX INVEST - H2O MultiEquilibrium:

	<u>Leverage levels</u>		<u>VaR / Internal VaR limit</u>
Min:	249.97%	Min:	54.17%
Max:	1,190.75%	Max:	119.28%
Average:	462.67%	Average:	85.55%

Remuneration Policy

The Management Company has established and applies a remuneration policy and practices that are consistent with, and promote, sound and effective risk management and that does not encourage risk taking which is inconsistent with the risk profiles, rules, prospectus or the Articles nor impair compliance with the Management Company's obligation to act in the best interest of the Company.

The Management Company is required to make quantitative disclosures of remuneration. These disclosures are made in line with the Management Company's interpretation of currently available regulatory guidance in relation to quantitative remuneration disclosures.

As regulatory practice evolves the Management Company may consider it appropriate to make changes to the way in which quantitative remuneration disclosures are calculated and in case such changes are made, this may result in disclosures in relation to the Fund not being comparable to the disclosures made in the prior year, or in relation to other Funds for which Luxcellence Management Company S.A. acts as Management Company.

Methodology:

The figures disclosed are a sum of each individual's portion of remuneration attributable to the Fund according to an objective apportionment methodology, which acknowledges the multiple-service nature of the Management Company. Accordingly, the figures are not representative of any individual's actual remuneration or their remuneration structure.

Quantitative Disclosure:

The total amount of such remuneration paid in respect of the financial year ending December 31, 2022 by the Management Company to its staff (i.e. 28 beneficiaries as of 31/12/2022) and in relation to the activity taken for this Fund is 12.8K EUR which is comprised of a fixed remuneration of 11.8K EUR and a variable remuneration of 1K EUR.

The amount of the aggregate remuneration awarded by the Management Company, which has been attributed to their senior management in relation to the Fund was 2.6K EUR (6 beneficiaries as of 31/12/2022).

H2O LUX INVEST

Additional unaudited information

Securities Financing Transactions Regulation (SFTR) Disclosures

As at May 31, 2023 the Company does not use any instruments falling into the scope of Securities Financing Transactions and of Reuse (2015/2365) (the "SFTR") entered into force on January 12, 2016 following publication in the Official Journal of the European Union on December 23, 2015.

SFDR (Sustainable Finance Disclosure Regulation)

Within the framework of the "SFDR" regulation (Regulation (EU) 2019/2088 of the European Parliament of November 27th, 2019 on the publication of information on sustainability in the financial services sector), this UCITS does not come under the Article 8, nor Article 9 of SFDR and, therefore, belongs to the category of funds covered by Article 6.

The main criteria taken into account in investment decisions are macroeconomic analysis, capital flows, and relative market valuation.

Consideration of sustainability risk (as defined in SFDR as an environmental, social, or governance event or circumstance that, should it occurs, could have a material, adverse impact on the value of an investment) is performed through systematic exclusions based on the regulations in place and the sectors and countries subject to international sanctions.

In addition, the investment firm, in the management of this UCITS:

- Excludes all actors involved in the production, use, storage, marketing, and transfer of anti-personnel mines and cluster bombs, in line with the Oslo and Ottawa conventions;

- Imposes additional control and approval from the Company's "Compliance" department for any investment linked to issuers based in countries identified as "high risk" in terms of combat against money laundering and terrorism financing (including in particular, but not exclusively, countries considered by the Financial Action Task Force (FATF) as exhibiting strategic deficiencies in their method for combating money laundering and terrorism financing, the European Union lists of high risk countries and non-cooperative jurisdictions for tax purposes, etc.).

The UCITS is currently unable to take into account the principal adverse impacts (or "PAI") of investment decisions on sustainability factors due to:

- A lack of availability of reliable data;

- The use of derivative financial instruments for which PAI aspects are not yet accounted for, nor defined.

Taxonomy (Regulation [EU] 2020/852) :

This Fund's underlying investments do not take into account EU criteria regarding environmentally sustainable economic activities.